

## What to Look For When Identifying Mosses

### Leaf



shape—broad, narrow  
or thread-like


edges—toothed or toothless, flat,

rolled upward



or

rolled backwards



midrib—single, double or none

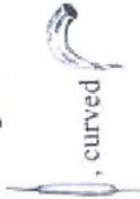
leaf bases—stop abruptly at stem or  
continue down stem like wings



or



### Capsule



shape—straight, curved

symmetrical, asymmetrical,



with small bump at base

contracted under mouth when dry

orientation—erect, inclined or hang

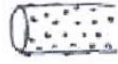


surface—smooth or ribbed

### Capsule stalk

shape—long or short;

surface—smooth or rough



colour—red, straw, green, etc.

### Capsule covering (calyptra)



surface—hairy or smooth